

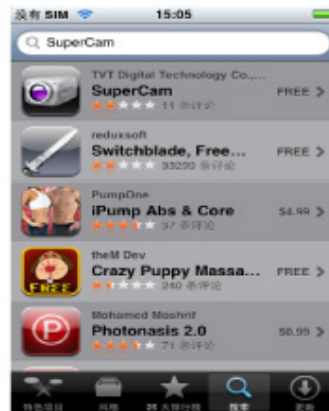
Hardware :iphone os2.1 or above

“SuperCam” Software quick installation guide:

Method 1: iPhone direct install



Step 1: Go to Apple Store



Step 2: search for “SuperCam”

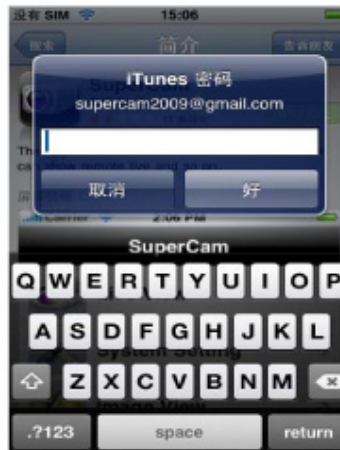


Step 3 : Press “Free”

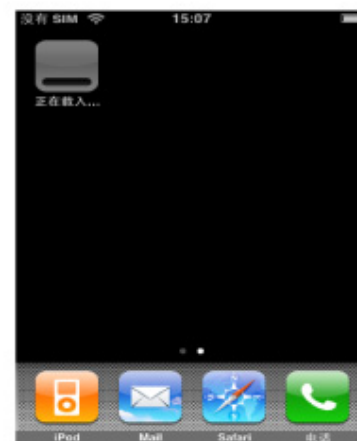
And then click on it



Step 4 : press “INSTALL”



Step 5: Log in with User name and pass word of iTunes Store to download &install



Method 2: Download software via PC



Step 1: install iTunes and log in



Step 2: connect iPhone to PC



Step 3: Search for "SuperCam"



Step 4: click on "SuperCam", and then log in with iTunes user name and pass word to download



Step 5: Synchronize "SuperCam" to iPhone

