



5870API

Wireless Indoor Asset Protection

Honeywell Home 5870API is a wireless asset protection device designed to guard against theft. It easily affixes to any valuable requiring protection within a home or business, including paintings, flat screens and other electronics, family heirlooms, safes, machinery, equipment and more. The 5870API is an ideal solution for early warning notification or alarm verification.

The 5870API uses patented Micro-Electro-Mechanical System (MEMS) Accelerometer technology, which senses acceleration in the X and Y axis. When affixed to the protected asset, the device will trigger a “detect” if an attempt is made to move or disturb the asset.

The 5870API is intended for use with Honeywell Home alarm systems that support 5800 Series wireless devices. The transmitter is fully supervised and can send alarm, tamper, trouble and low battery conditions to the alarm control panel.

What is Asset Protection?

Asset protection is a focused security solution designed to protect specific, tangible assets. Usually these assets are things that people consider valuable, have a high probability of theft or should not be tampered with. The 5870API continues to provide protection even when the panel is disarmed—letting dealers protect against burglary and theft at the same time.



APPLICATIONS

Numerous applications in both the residential and commercial markets exist:

Residential

- Expensive electronics TV, home entertainment equipment
- House safe/gun safe
- Paintings
- Antique collectibles

Commercial

- Museums and art galleries (paintings and sculptures)
- Hospitals and laboratories (medical equipment)
- Colleges and schools (computers, projectors, laboratory equipment)
- Construction sites (tools and building materials)
- Offices (printers, copiers, computers and cash boxes)

5870API

Wireless Indoor Asset Protection

FEATURES

- Patented Micro-Electro-Mechanical Systems (MEMS) Accelerometer - The 5870API is capable of detecting when an asset is being moved in three distinct modes.

5870API OPERATING MODE			
OPERATING MODE	LOOP	FAULTS WHEN...	RESTORES WHEN...
High Security (Fast Trigger) Mode Short travel time, minimum movement detection	1	Asset/sensor is moved for 1-3 seconds (typical)*	Motion of the asset/sensor has stopped for 3 seconds*
Standard Security Mode Long travel time, occasional movement detection	2	Asset/sensor is moved for 5-8 seconds (typical)*	Motion of the asset/sensor has stopped for 3 seconds*
Tilt Mode Intended for boxes with lids that can be opened (e.g.; jewelry or cash boxes)	3	Asset/sensor is tilted >30 (+/-10) degrees with respect to the horizon	Asset/sensor is tilted <15 (+/-5) degrees with respect to the horizon

* Response time will be affected by the type of motion (walking, running, dropping, etc.) as well as other tasks being processed by the control panel.

- Dual Tamper Protection - The 5870API has both front case cover and rear tamper protection. If attempt is made to remove the front case cover, the internal tamper switch will send a tamper condition. The same tamper switch will protect against removal from the asset (rear tamper protection).
- Full Supervision - The 5870API is fully supervised to monitor for low battery, tamper (front case cover and removal from asset) and trouble conditions.
- Installer Walk Test Mode

Installer Test Mode - Upon initial battery power up, the unit will transmit each time it is faulted or restored, which enables you to enroll and test the device. After the sensor transmits its first supervisory message (about 70-80 minutes after power-up), it switches to normal mode.

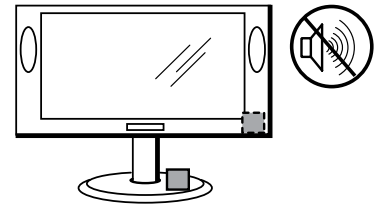
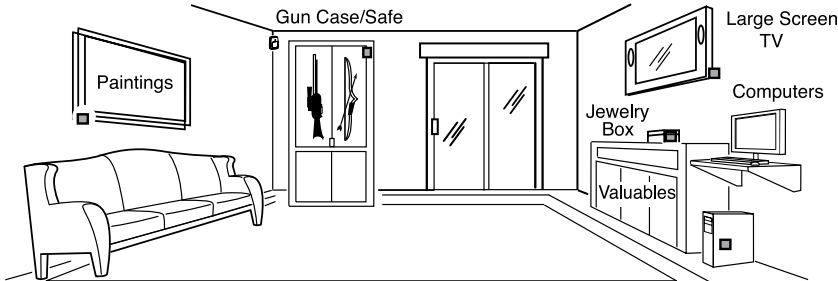
Normal Mode - In normal mode there is a three-minute lockout between transmissions, to help conserve battery life. To return to the installer test mode, remove and reinstall the battery.
- Quick and Easy Installation - Simply pull the battery tab to enroll the transmitter, peel the adhesive backing tape and secure the 5870API to the asset in the desired location. Two attractive housings are available to blend in with the asset.

5870API

Wireless Indoor Asset Protection

QUICK INSTALLATION

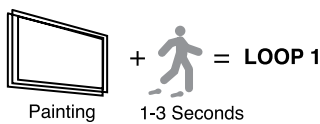
Step 1. Select Location



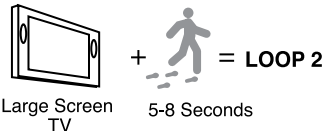
- Avoid sources of vibration (i.e. speakers, fans, motors)
- Choose a stable, clean, flat surface
- Mount in an inconspicuous area

Step 2. Select Operating Mode

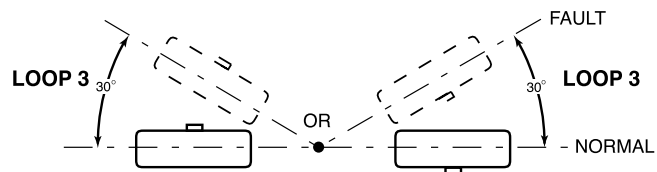
! LOOP 1 is for High Security (Fast Trigger) applications and should ONLY be used if the asset will NOT be subject to external vibration. Loop 2 (Standard Security mode) should be used in most cases.



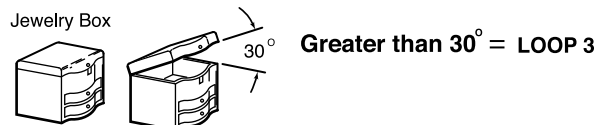
High Security (Fast Trigger) Mode (Loop 1)



Standard Security Mode (Loop 2)

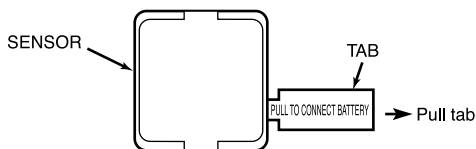


MOUNT HORIZONTALLY ONLY (LOOP 3 ONLY)



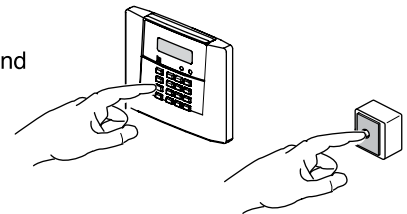
Tilt Mode (Loop 3)

Step 3. Program Device

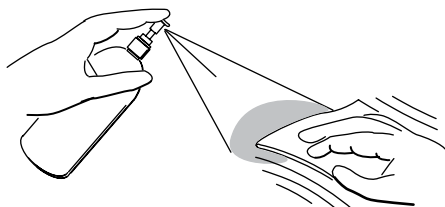


1. Pull tab to activate battery

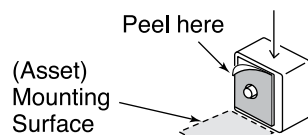
2. Enter Zone Number, Zone Type and Input Type at keypad
- Enroll Serial Number (press tamper switch)
- Enter Loop Number at keypad (use Loop 2 unless Fast Trigger or Tilt is required)



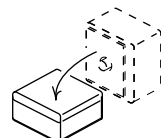
Step 4. Install Device



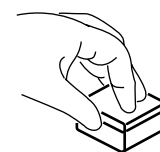
1. Clean mounting surface (refer to mounting notes)



2. Peel tape backing before installing. Place onto asset.




3. Rotate into position



4. Press down firmly for five seconds.

Step 5. Test System



5870API Technical Specifications

Operating Temperature: 14°F to 122°F/
(-10° C to 50° C)

Operating Humidity: <90% relative
humidity (non-condensing)

Power: One (included) 3V Panasonic
CR2, Sanyo CR2 or Duracell DLCR2
lithium battery

Battery Life: Up to three years
(depending on interaction with asset)

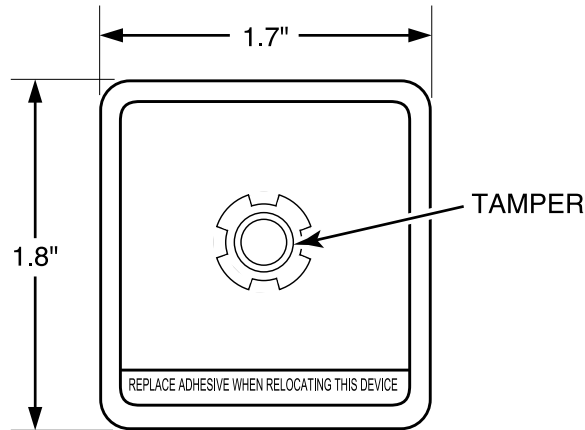
Transmit Frequency: 345 MHz

Agency Listings

- UL Listed to UL1037
- FCC
- IC
- C-Tick

Compatibility: Compatible with all 5800
Series wireless devices

Dimensions: 1.8"H x 1.7"W x 0.63"D/
(45.72mm x 43.18mm x 16.02mm)



**5870API
(Rear View)**

ORDERING

5870API-WH	Indoor Asset Protection-White
5870API-GY	Indoor Asset Protection-Gray
ACCESSORIES	
5870TAPEPK1	Mounting Tape (10 pack)

For more information

security.honeywellhome.com/hsc



Resideo Technologies, Inc.

2 Corporate Center Drive, Suite 100
P.O. Box 9040
Melville, NY 11747
1-800-645-7492
resideo.com

L/5870APID/D | 06/19
© 2019 Resideo Technologies, Inc.
This product is manufactured
by Resideo and its affiliates. The
Honeywell Home trademark is
used under license from Honeywell
International Inc. All rights reserved.

