

# IQ MINI DW EXTENDED QUICK INSTALL GUIDE



**STEP 1**

CHOOSE  
INSTALLATION  
LOCATION

**Also great for:**

Medicine cabinets  
Gun safes

Garage doors  
Interior doors

## SPECIFICATIONS

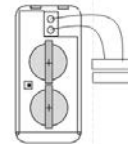
Sensor: 2.5"H x 1"W x .5"D

Wireless signal range: 600ft (200M), open air.  
Code outputs: tamper, tamper restore, alarm (primary open), alarm restore (primary close), external alarm (secondary wired open), external restore (secondary wired closed), low battery.  
Transmitter frequency: 319.5 MHz  
Unique code ID  
Supervisory keep-alive interval: 70 minutes.  
RF Peak field strength: typical 36000 uV/m at 3m

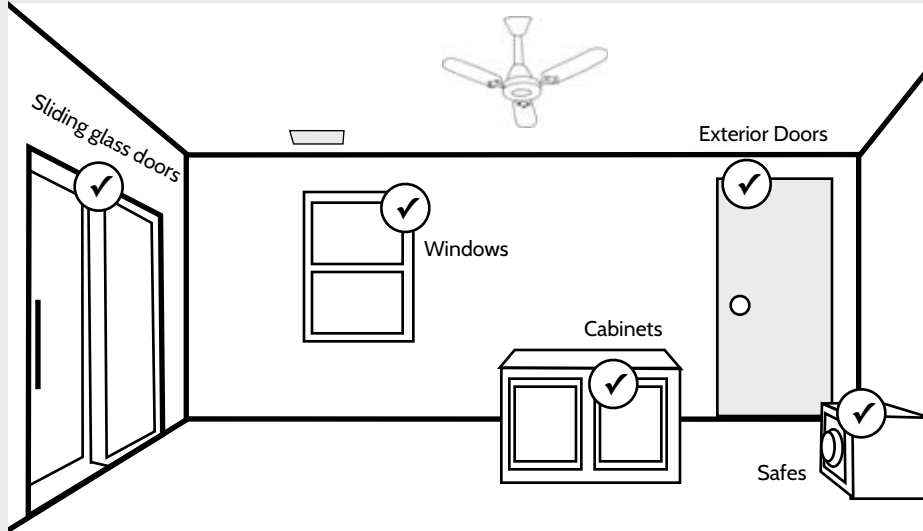
Operating Temperature: -10C-50C  
Relative Humidity: 5-95% Non-Condensing  
Storage Temperature: -40-80C

Replace battery with exact replacement every 5 years with 3V CR2032 Lithium (x2).

## USING EXTERNAL TERMINALS



When using the external terminals the sensor can be mounted away from the opening and a wire run to the contact



**SEE REVERSE FOR REMAINING STEPS**

This is a quick guide for experienced installers only. Refer to <http://dealers.qolsys.com> (login required)

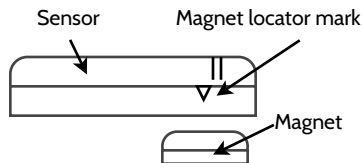
**STEP 2** REMOVE BATTERY TABS



**STEP 3** APPLY ADHESIVE

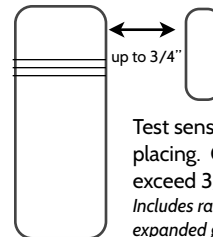


**STEP 4** LINE UP SENSOR & MAGNET



To reduce risk of damage over time, place the sensor on the frame and the magnet on the door or window itself.

**STEP 5** SECURE SENSOR & MAGNET

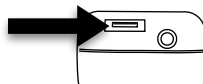


Test sensor before placing. Gap should not exceed 3/4\"/>  
*Includes rare earth magnet for expanded gap forgiveness.*

**STEP 6** LEARN INTO PANEL



Place your panel in "autolearn" mode



Open and close the case to "tamper" the device

ADD

Customize name and settings as desired and touch "ADD"



ASK  
**JENNI**  
Qolsys

Document#: IQMDWEXT-QG-02-17  
Revision#: 2/24/17  
Issue Date: FEB 2017  
Qolsys Product #: QS1117-840

Qolsys Inc. proprietary.  
Reproduction without permission is not permitted.  
FCC ID: 2ABBZ-RF-MDWS  
IC: 11817A-RFMDWS

**GOT QUESTIONS?**  
CONTACT TECH SUPPORT  
[TechSupport@Qolsys.com](mailto:TechSupport@Qolsys.com)

This device complies with part 15 of the FCC Rules. Operation is subject to the following two conditions: (1) This device may not cause harmful interference, and (2) this device must accept any interference received, including interference that may cause undesired operation. Changes or modifications not expressly approved by the party responsible for compliance could void the user's authority to operate the equipment.

*This device complies with Industry Canada licence-exempt RSS standard(s). Operation is subject to the following two conditions: (1) this device may not cause interference, and (2) this device must accept any interference, including interference that may cause undesired operation of the device.*

*Cet appareil est conforme avec Industrie Canada exempts de licence standard RSS (s). Son fonctionnement est soumis aux deux conditions suivantes: (1) cet appareil ne doit pas provoquer d'interférences et (2) cet appareil doit accepter toute interférence, y compris celles pouvant causer un mauvais fonctionnement de l'appareil.*